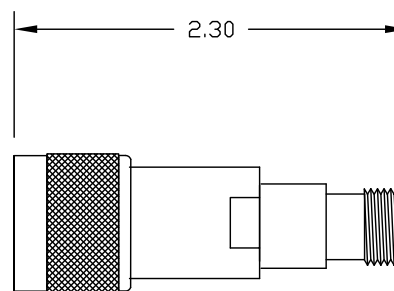
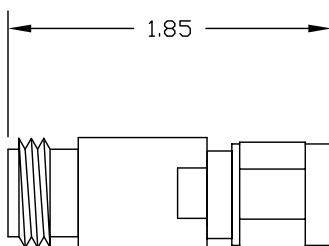


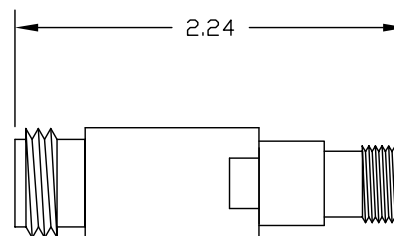
N Male - TNC Male



N Male - TNC Female



N Female - TNC Male



N Female - TNC Female

Electrical Specifications:

Frequency Range DC - 18 GHz  
 Impedance 50 Ohms  
 VSWR 1.20:1 maximum

**BroadWave Technologies, Inc.**

Type N to TNC Between Series Adapters

DWG. NO. MED - 0420	DATE 11-30-04	SCALE 1 : 1	REV LEVEL REV 0
------------------------	------------------	----------------	--------------------

ECR#	DONE BY	DATE	REV

Proprietary Information

APPROVALS

DRAWN BY MCA	DATE 11-30-04
-----------------	------------------

APPRVD BY	DATE
-----------	------

TOLERANCE CHART

Fractional Dimensions	± 1/64	2 Place Decimals	± .010
Angular Dimensions	± 1/2 degree	3 Place Decimals	± .005

MATERIAL SPECIFICATION INFORMATION

MATERIAL TYPE	Passivated Stainless Steel
---------------	----------------------------

FINISH